

# For Creative Minds


The For Creative Minds educational section may be photocopied or printed from our website by the owner of this book for educational, non-commercial uses. Cross-curricular teaching activities, interactive quizzes, and more are available online. Go to [www.ArbordalePublishing.com](http://www.ArbordalePublishing.com) and click on the book's cover to explore all the links.

## Animal Homes

Animals use homes to sleep, to hide from predators, to raise their young, to store food, and even to hide from weather (heat, cold, rain, or snow).

All animals find shelter in or around things that are found in the habitat where they live—living (plants or even other animals) or non-living (water, rocks, or soil).

Some animals stay in one location for long periods of time while other animals might make a home for short periods of time—as long as it takes to raise young or when travelling.



Animals use dens as nurseries to raise their young. Dens can be burrows, caves, holes, or even small areas under bushes and trees.

Caves protect animals from the hot sun during the day. They also provide shelter from wind and cold weather. Some caves are so deep underground that there is no sunlight at the bottom!

Narrow cracks in rocks (crevices) and tree holes protect animals from larger predators. Most animals can't make crevices bigger but many animals make holes bigger. Once they have a hole big enough, they move in.

A burrow is an underground hole or tunnel. Some burrows have one entrance but other burrows may have many "rooms" and several ways in and out. Once an animal digs a burrow, other animals may move in too. Some animals move in with the burrow-digger. Other animals wait until the burrow is abandoned before moving in.

Many animals build nests with pieces of plants: twigs, grasses, leaves, pine needles, or even mud or pebbles. Birds are not the only animals that build nests. Some reptiles and fish also build nests to lay eggs and to care for their young.

---

## Name the Animal Home

---



burrow



cave



den



drey



hive

Many spiders weave their homes out of different kinds of thread. Some threads are sticky and will trap prey. The spider knows which threads are sticky and which ones are safe for it to walk on without getting caught in its own trap.

Beavers use their strong, sharp teeth to cut down trees to build dome-shaped homes. To keep large predators away, their homes are often surrounded by water. If the water is not deep enough, the beavers will build dams to raise the water level.

Moles use their sharp claws to dig underground homes with many rooms. The tunnels have several entrances and exits so they won't get trapped by a predator.

Worker bees' bodies make the wax that they use to build small hexagon-shaped cells. The bees attach these cells together to build a home for the bee colony.

When foxes have young, they move into small caves or abandoned burrows. If the old burrow is too small for the fox family, the fox will dig it out to make their new home bigger.

Birds build homes from many different materials. Besides mud, grass and twigs, you might find pine needles, yarn or even a gum wrapper.

Bats live in dark homes that shelter them from light. As they hang from the ceiling, they are out of reach from other predators.

Gray squirrels usually use dry leaves and twigs to make their home in the forks of trees.

Box turtles like to bask in the sun, but sometimes hide in cool, wooded areas where they are better hidden from predators. Their home is a permanent part of their body and helps hide and shelter them from attack.

'Possums use the abandoned homes of other animals as their shelter.



hole



lodge



nest




shell



web

## Diurnal or Nocturnal?



Some animals are active during the day and sleep at night (diurnal). Other animals sleep during the day, and are up at night (nocturnal). Sometimes animals that are nocturnal might be seen during the day. For example, Polly 'Possum, carrying her young, had to spend more time looking for food and searching for a new home. Which animals are diurnal and which are nocturnal? Are any animals both?

Robbie Robin gathered twigs and grass for his nest during the day.

Sammy Spider sat in his web all afternoon and into the late hours of the night waiting to catch his prey.

Becky Bee searched all day for flowers rich with nectar and pollen.

Timmy Turtle basked on a log in the warm sunshine.

After scurrying through the trees, Suzy Squirrel returned to her drey before dark.

Milton Mole was busy burrowing both day and night before it got too cold outside.

Betty Beaver piled branches on her lodge in the moonlight.

After hunting all night, Freddy Fox brought food to his family.

Billy Bat returned to the cave to sleep just before the sunrise.

Woody Woodpecker flew away from the hole in the tree before dark.

Polly 'Possum slept in the abandoned hollow all day.



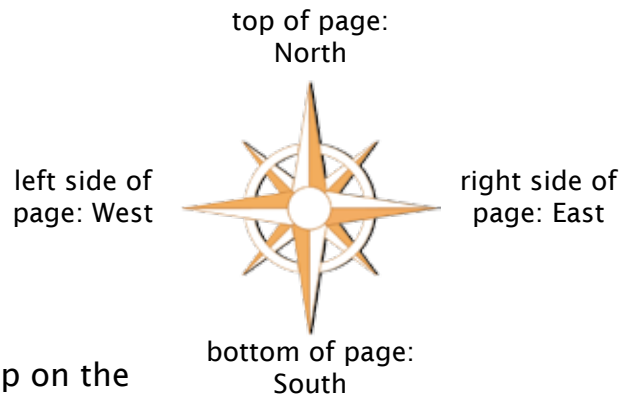
Answers: Diurnal: robin, bee, turtle, squirrel, woodpecker  
Nocturnal: beaver, fox, bat, 'possum  
Both: mole, spider



# Polly's Map

Maps help us to “see” and understand where things are relative to each other. In this story, Polly ‘Possum walks around her habitat looking for a new home. She meets different animals and sees their homes. To help us see and understand where Polly went, we can look at a map of the area where she lives.

A compass rose shows directions on a map. Usually maps show the top of the page as north. South is always the opposite of north, so south would be on the bottom of the page. If you look north, east is the direction to your right and west is on your left. Using these direction words helps describe how Polly travels.



Grids give locations on a map. If you look at the map on the next page, you can see that there are red lines crisscrossing over the map. The rows are labeled with letters on the side and the columns are labeled with numbers on the bottom. It's easier to tell someone where something is by using grid coordinates than it is by trying to describe where something is on a map. Using the two maps below, how would you tell someone to find the turtle?



It's easier and more accurate to describe that the turtle is in grid G-10 than to say that the turtle is a little way up the path from the tree, behind the rocks.

Use the map on the next page to:

- Describe the location of the animals and their homes. For example, the turtle is located in grid G-10.
- Describe the directions and number of grids that Polly traveled from one place to another. For example, Polly left the “X” at the tree and has travelled three grids to the east (right).
- Describe the relative location of one home to another. For example, the bats’ cave is about 12 grids west (left) of the beavers’ lodge.



A  
B  
C  
D  
E  
F  
G  
H  
I  
1 2 3 4 5 6 7 8 9 10 11 12 13 14 15 16



North/Norte  
West/Oeste    East/Este  
South/Sur